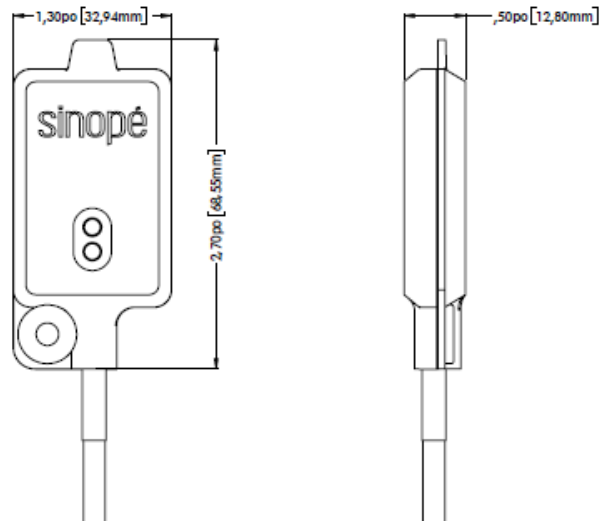


Ductless interface for compatible heat pump manufactured by Gree (Version for multi-residential rental / Commercial projects)

Zigbee 3.0

HP6000ZB-GE



Complies with FCC15 & NMB-003

Specifications

Type	<ul style="list-style-type: none"> Interface for Gree-manufactured and compatible heat pump / air conditioner mini splits
Communication	<ul style="list-style-type: none"> Protocol: Zigbee 3.0 Frequency: 2.4 GHz Transmission power: +20 dBm Receiver sensitivity: -108 dBm Encryption key: AES-128
Transmitter module	<ul style="list-style-type: none"> IC: 5123A-GM210P FCC ID: QOQGM210P
Power supply	<ul style="list-style-type: none"> Via heat pump / air conditioner indoor unit's communication port
Temperature range	<ul style="list-style-type: none"> Operating: 0 °C to 40 °C (32 °F to 104 °F) Storage: -20 °C to 50 °C (-4 °F to 122 °F)
Installation	<ul style="list-style-type: none"> Connect the interface directly to the indoor unit communication port and secure it in the mounting location (see "Installation

diagrams" below).

Compatible devices

- Heat pumps and air conditioners mini splits with compatible communication port (see Appendix 1)
 - Connector: XA - JST Connector
- TH1134ZB-HC*

Control**

- Modes: Cooling, heating, dry, fan and off
- Adjusting the orientation of heat pump shutters
- Adjusting the ventilation intensity
- Activate or deactivate the display on the indoor unit of the heat pump
- Setpoint adjustment

Manager features***

- Remote control of the heat pump can be bypassed to control it only with Sinopé Smart Systems and/or the Sinopé TH1134ZB/HC thermostat
- Interlocking by association with TH1134ZB/HC thermostat of air-conditioning and electric heating in the same room
- Interlocking by automation of air-conditioning and heating in all rooms with Zigbee Sinopé thermostats in individual rooms
- Create automations that run according to the weather, sunrise/sunset, the action of a device or your presence
- Activate personalized ambiances according to time of day, occasion or activity with scenes
- Voice assistants: compatible with Amazon Alexa and Google Assistant
- Advanced features in Sinopé Smart Systems (e.g., prioritizing heat pump heating when it's more efficient than baseboard heaters)
 - Requires the TH1134ZB/HC heating and cooling line voltage thermostat
- Share limited access to specific devices (by location) with certain users, such as tenants or co-owners

Resident features***

- Possibility of bypassing the remote control of the heat pump to control it remotely only with Neviweb
- Activation of personalized scenes and consultation of programmed automations
- Voice assistants: compatible with Amazon Alexa and Google Assistant

Warranty

- 3 years

*Possibility of combining the HP6000ZB-GE with the TH1134ZB/HC thermostat for better use of the electric baseboard heater and heat pump in the same room (air-conditioning/heating interlock).

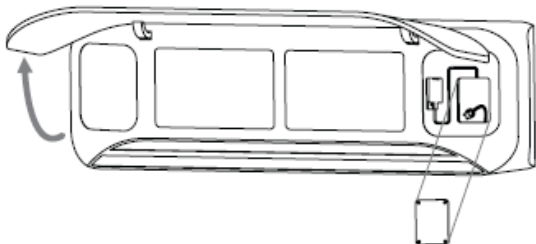
**Feature available on models enabling this function.

***These features require the use of the GT130 gateway (not included).

Installation diagrams


1. Open the front panel of the indoor unit.

Remove the screw(s) to access the electrical box, then remove the cover. Locate the Wi-Fi connector and cable.



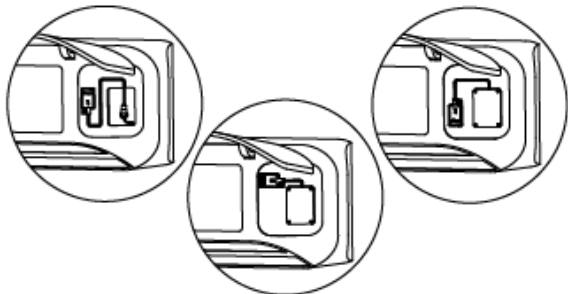
2. Remove the wire clip.

Route the interface wire into the electrical box and connect it to the unit's Wi-Fi connector.



3. Place the interface on the mounting location. Secure the interface with the screw supplied. Replace the electrical box cover and secure it with a screw.

Note: The interface mounting location varies from model to model. Here are the most common mounting locations. Choose the one that best fits your model.



Note: The HP6000ZB-GE module wire must be routed through the wire channel; otherwise, the electrical box cover will not close properly.

Model

No. product	Description	Volts	Watts	Qty
HP6000ZB-GE	Ductless heat pump interface compatible with Gree	-	-	
TH1134ZB/HC	Smart line voltage thermostat for heating and cooling - Zigbee	120/240	2000/4000	
GT130	Smart gateway for remote access to Zigbee devices	-	-	

Specifications are subject to change without notice

The signature certifies that the installation complies with the above installation diagrams.			
	Designation	Profession	Signature
Project's name:			
Address:			
Brand and models of wall-mounted units installed:			
Promotor:			
Builder:			
Consulting engineer:			
Contractor #1:			
Contractor #2:			
Contractor #3:			
Date:			

Appendix 1

Certified heat pump models

Manufacturer	Brand	Series	Type	Model	Compatible Sinopé heat pump interface
Ouellet / Dettson	ACD	OTP-C	Int	OCD09KCH23S-I	HP6000ZB-GE
Ouellet / Dettson	ACD	OTP-C	Int	OCD12KCH22S-I	HP6000ZB-GE
Ouellet / Dettson	ACD	OTP-C	Int	OCD15KCH20S-I	HP6000ZB-GE
Ouellet / Dettson	ACD	OTP-C	Int	OCD18KCH20S-I	HP6000ZB-GE
Ouellet / Dettson	ACD	OTP-C	Int	OCD24KCH20S-I	HP6000ZB-GE
Ouellet / Dettson	ACD	OTP-E	Int	SED09KCHI7S-I	HP6000ZB-GE
Ouellet / Dettson	ACD	OTP-E	Int	SED12KCHI7S-I	HP6000ZB-GE
Ouellet / Dettson	ACD	OTP-E	Int	SED18KCHI6S-I	HP6000ZB-GE
Ouellet / Dettson	ACD	OTP-E	Int	SED24KCHI9S-I	HP6000ZB-GE

Ouellet / Dettson	ACD	OTP-O	Int	UHD09KCH38SB-I	HP6000ZB-GE
Ouellet / Dettson	ACD	OTP-O	Int	UHD12KCH31S-I	HP6000ZB-GE
Ouellet / Dettson	ACD	OTP-O	Int	UHD18KCH25S-I	HP6000ZB-GE
Ouellet / Dettson	ACD	OTP-O	Int	UHD24KCH22S-I	HP6000ZB-GE
Ouellet / Dettson	ACD	OTP-P	Int	PUD09KCH25S-I	HP6000ZB-GE
Ouellet / Dettson	ACD	OTP-P	Int	PUD12KCH24S-I	HP6000ZB-GE
Ouellet / Dettson	ACD	OTP-P	Int	PUD18KCH23S-I	HP6000ZB-GE
Ouellet / Dettson	ACD	OTP-P	Int	PUD24KCH24S-I	HP6000ZB-GE
Ouellet / Dettson	ACD	OTP-C	Int	OCD09KCH23S-I	HP6000ZB-GE