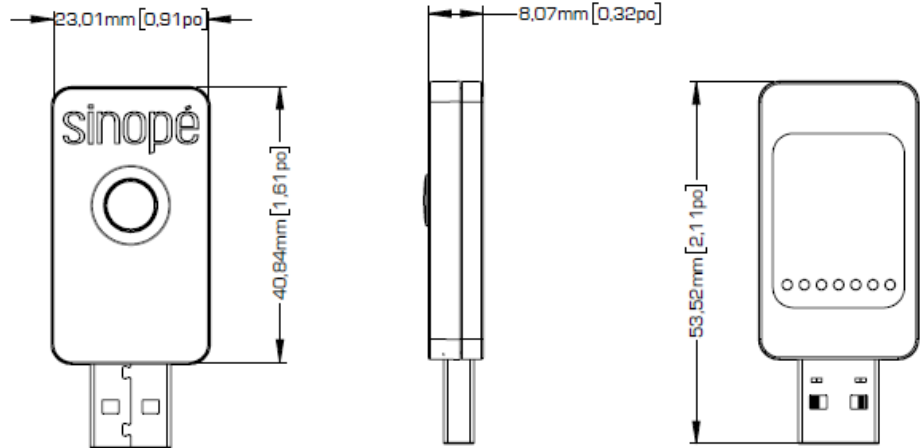


**Ductless interface for compatible heat pump manufactured by Midea
(Version for Residential / Condo projects)**

Zigbee 3.0

HP6000ZB-MA



Complies with FCC15 & NMB-003

Specifications

Type	<ul style="list-style-type: none"> • Interface for Midea-manufactured and compatible heat pump/air conditioner mini splits
Communication	<ul style="list-style-type: none"> • Protocol: Zigbee 3.0 • Frequency: 2.4 GHz • Transmission power: +20 dBm • Receiver sensitivity: -108 dBm • Encryption key: AES-128
Transmitter module	<ul style="list-style-type: none"> • IC: 5123A-GM210P • FCC ID: QOQGM210P
Power supply	<ul style="list-style-type: none"> • Via heat pump / air conditioner indoor unit's communication port
Temperature range	<ul style="list-style-type: none"> • Operating: 0 °C to 40 °C (32 °F to 104 °F) • Storage: -20 °C to 50 °C (-4 °F to 122 °F)
Installation	<ul style="list-style-type: none"> • Connect the interface directly to the indoor unit's USB communication port (see "Installation diagrams" below).

Compatible devices

- Heat pumps and air conditioners mini splits with compatible communication port ([see compatible heat pump](#))
 - USB type A port

Control*

- Modes: Cooling, heating, dry, fan and off
- Adjusting the orientation of heat pump shutters
- Adjusting the ventilation intensity
- Activate or deactivate the display on the indoor unit of the heat pump

Features**

- Allows heat pump control via Neviweb
- Remote control of the heat pump can be bypassed to control it only with Neviweb
- Allows interlocking of air-conditioning and heating with Sinopé thermostats
- Create automations that run according to the weather, sunrise/sunset, the action of a device or your presence
- Activate personalized ambiances according to time of day, occasion or activity with scenes
- Setpoint control
- Voice assistants: compatible with Amazon Alexa and Google Assistant

Warranty

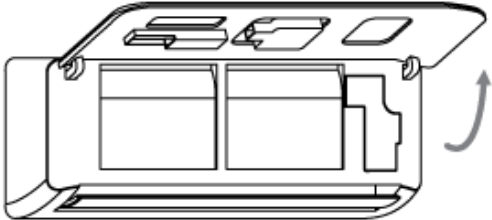
- 3 years

*Feature available on models enabling this function.

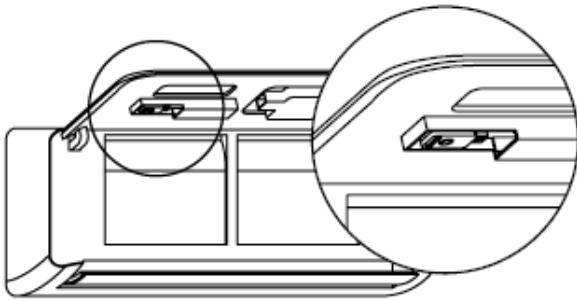
**These features are available in Neviweb. They require the use of the GT130 gateway (not included).

Installation diagrams

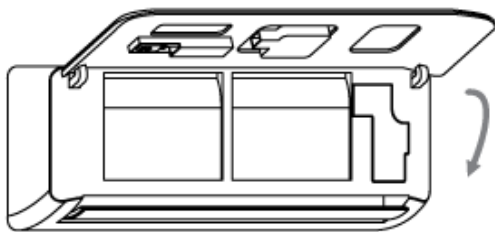
1. Open the front panel of the indoor unit.



2. Insert the interface into the dedicated port in the cover of the indoor unit.



3. Close the cover of the indoor unit.



Model

No.product	Description	Volts	Watts	Qty
HP6000ZB-MA	Ductless interface for compatible heat pump manufactured by Midea	-	-	
GT130	Smart gateway for remote access to Zigbee devices	-	-	

Specifications are subject to change without notice

The signature certifies that the installation complies with the above installation diagrams.			
	Designation	Profession	Signature
Project's name:			
Address:			
Brand and models of wall-mounted units installed:			
Promotor:			
Builder:			
Consulting engineer:			
Contractor #1:			
Contractor #2:			
Contractor #3:			
Date:			